



# MMBZ5221B SERIES

## SURFACE MOUNT SILICON ZENER DIODES

**VOLTAGE** 2.4 to 51 Volts **POWER** 410 mWatts

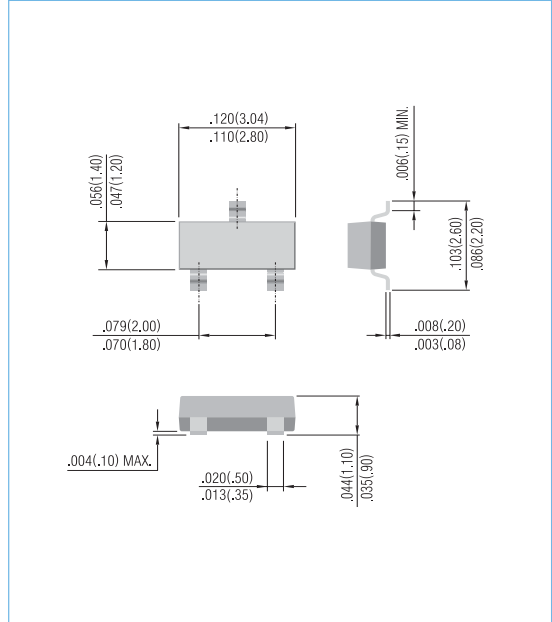
**SOT-23** Unit: inch ( mm )

### FEATURES

- Planar Die construction
- 410mW Power Dissipation
- Zener Voltages from 2.4V-51V
- Ideally Suited for Automated Assembly Processes
- In compliance with EU RoHS 2002/95/EC directives

### MECHANICAL DATA

- Case: SOT-23, Plastic
- Terminals: Solderable per MIL-STD-750, Method 2026
- Polarity :See Diagram Below
- Approx. Weight: 0.008 gram
- Mounting Position : Any



### MAXIMUM RATINGS AND ELECTRICAL CHARACTERISTICS

Parameter	Symbol	Value	Units
Maximum Power Dissipation (Notes A) at 25°C	P <sub>D</sub>	410	mW
Operating Junction and Storage Temperature Range	T <sub>J</sub>	-55 to +150	°C

**NOTES:**

A. Mounted on 5.0mm<sup>2</sup>(.013mm thick) land areas.



## MMBZ5221B SERIES

Part Number	Nominal Zener Voltage			Max. Zener Impedance				Max Reverse Leakage Current		Marking Code	Package
	V <sub>Z</sub> @ I <sub>ZT</sub>			Z <sub>T</sub> @ I <sub>ZT</sub>		Z <sub>ZK</sub> @ I <sub>ZK</sub>		I <sub>R</sub> @ V <sub>R</sub>			
	Nom. V	Min. V	Max. V	Ω	mA	Ω	mA	μA	V		
410 mWatts Zener Diodes											
MMBZ5221B	2.4	2.28	2.52	30	20.0	1200	0.25	100	1.0	C1	SOT-23
MMBZ5222B	2.5	2.38	2.63	30	20.0	1250	0.25	100	1.0	C2	SOT-23
MMBZ5223B	2.7	2.57	2.84	30	20.0	1300	0.25	75	1.0	C3	SOT-23
MMBZ5225B	3.0	2.85	3.15	30	20.0	1600	0.25	50	1.0	C5	SOT-23
MMBZ5226B	3.3	3.14	3.47	28	20.0	1600	0.25	25	1.0	D1	SOT-23
MMBZ5227B	3.6	3.42	3.78	24	20.0	1700	0.25	15	1.0	D2	SOT-23
MMBZ5228B	3.9	3.71	4.10	23	20.0	1900	0.25	10	1.0	D3	SOT-23
MMBZ5229B	4.3	4.09	4.52	22	20.0	2000	0.25	5.0	1.0	D4	SOT-23
MMBZ5230B	4.7	4.47	4.94	19	20.0	1900	0.25	5.0	2.0	D5	SOT-23
MMBZ5231B	5.1	4.85	5.36	17	20.0	1600	0.25	5.0	2.0	E1	SOT-23
MMBZ5232B	5.6	5.32	5.88	11	20.0	1600	0.25	5.0	3.0	E2	SOT-23
MMBZ5234B	6.2	5.89	6.51	7	20.0	1000	0.25	5.0	4.0	E4	SOT-23
MMBZ5235B	6.8	6.46	7.14	5	20.0	750	0.25	3.0	5.0	E5	SOT-23
MMBZ5236B	7.5	7.13	7.88	6	20.0	500	0.25	3.0	6.0	F1	SOT-23
MMBZ5237B	8.2	7.79	8.61	8	20.0	500	0.25	3.0	6.0	F2	SOT-23
MMBZ5238B	8.7	8.27	9.14	8	20.0	600	0.25	3.0	6.5	F3	SOT-23
MMBZ5239B	9.1	8.65	9.56	10	20.0	600	0.25	3.0	6.5	F4	SOT-23
MMBZ5240B	10	9.50	10.50	17	20.0	600	0.25	3.0	8.0	F5	SOT-23
MMBZ5241B	11	10.45	11.55	22	20.0	600	0.25	2.0	8.4	H1	SOT-23
MMBZ5242B	12	11.40	12.60	30	20.0	600	0.25	1.0	9.1	H2	SOT-23
MMBZ5243B	13	12.35	13.65	13	9.5	600	0.25	0.5	9.9	H3	SOT-23
MMBZ5244B	14	13.30	14.70	15	9.0	600	0.25	0.1	10.5	H4	SOT-23
MMBZ5245B	15	14.25	15.75	16	8.5	600	0.25	0.1	11.0	H5	SOT-23
MMBZ5246B	16	15.20	16.80	17	7.8	600	0.25	0.1	12.0	J1	SOT-23
MMBZ5247B	17	16.15	17.85	19	8.0	600	0.25	0.1	13.0	J2	SOT-23
MMBZ5248B	18	17.10	18.90	21	7.0	600	0.25	0.1	14.0	J3	SOT-23
MMBZ5250B	20	19.00	21.00	25	6.2	600	0.25	0.1	15.0	J5	SOT-23
MMBZ5251B	22	20.90	23.10	29	5.6	600	0.25	0.1	17.0	K1	SOT-23
MMBZ5252B	24	22.80	25.20	33	5.2	600	0.25	0.1	18.0	K2	SOT-23
MMBZ5254B	27	25.65	28.35	41	5.0	600	0.25	0.1	21.0	K4	SOT-23
MMBZ5255B	28	26.60	29.40	44	4.5	600	0.25	0.1	21.0	K5	SOT-23
MMBZ5256B	30	28.50	31.50	49	4.2	600	0.25	0.1	23.0	M1	SOT-23
MMBZ5257B	33	31.35	34.65	58	3.8	700	0.25	0.1	25.0	M2	SOT-23
MMBZ5258B	36	34.20	37.80	70	3.4	700	0.25	0.1	27.0	M3	SOT-23
MMBZ5259B	39	37.05	40.95	80	3.2	800	0.25	0.1	30.0	M4	SOT-23
MMBZ5260B	43	40.85	45.15	93	3.0	900	0.25	0.1	33.0	M5	SOT-23
MMBZ5261B	47	44.65	49.35	105	2.7	1000	0.25	0.1	36.0	N1	SOT-23
MMBZ5262B	51	48.45	53.55	125	2.5	1100	0.25	0.1	39.0	N2	SOT-23



# MMBZ5221B SERIES

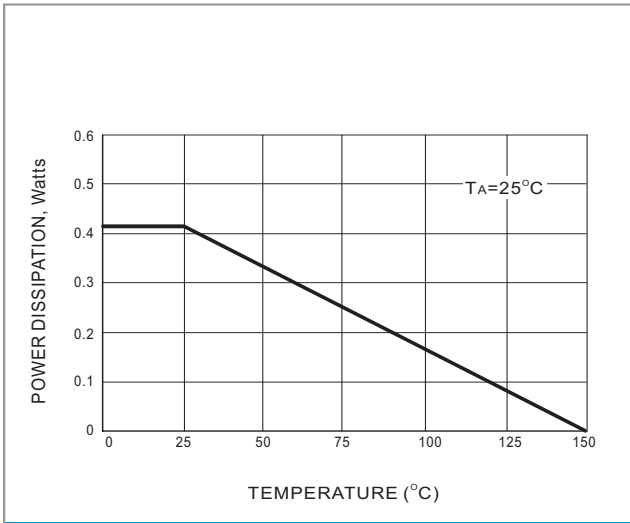


Fig.1 STEADY STATE POWER DERATING

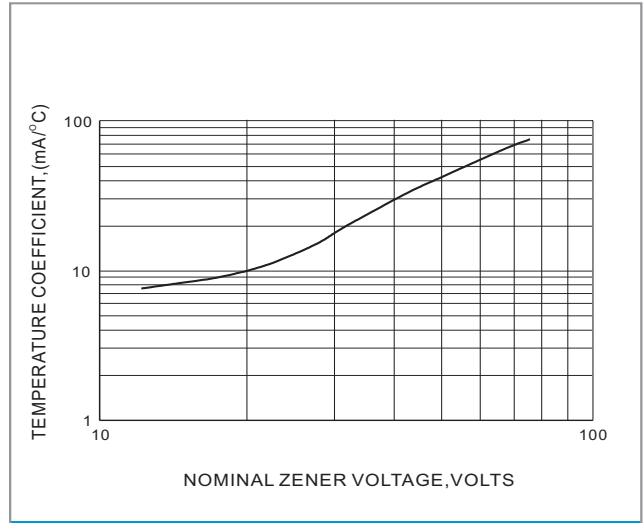


Fig.2 TEMPERATURE COEFFICIENTS

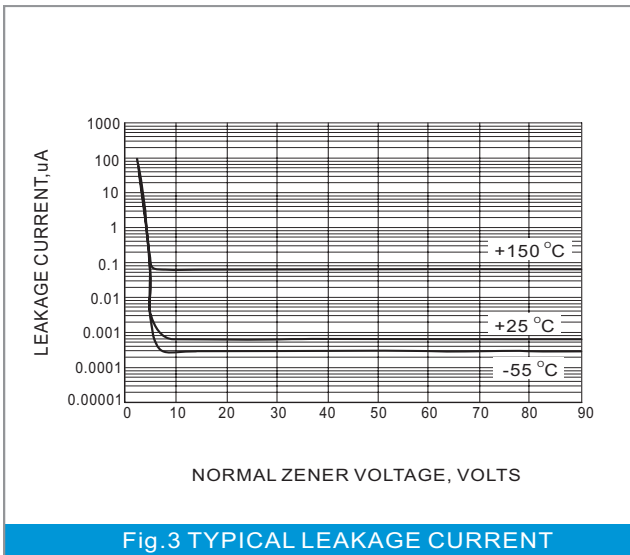


Fig.3 TYPICAL LEAKAGE CURRENT

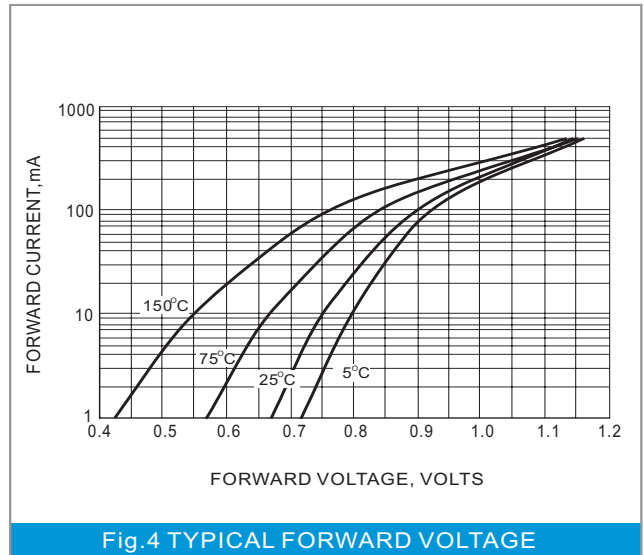
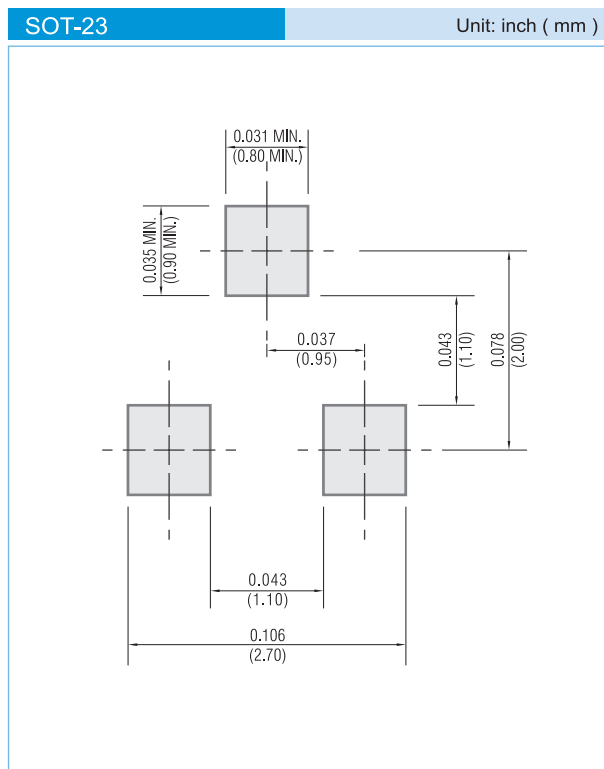


Fig.4 TYPICAL FORWARD VOLTAGE



# MMBZ5221B SERIES

## MOUNTING PAD LAYOUT



### ORDER INFORMATION

- Packing information
  - T/R - 12K per 13" plastic Reel
  - T/R - 3K per 7" plastic Reel

### LEGAL STATEMENT

#### Copyright PanJit International, Inc 2007

The information presented in this document is believed to be accurate and reliable. The specifications and information herein are subject to change without notice. Pan Jit makes no warranty, representation or guarantee regarding the suitability of its products for any particular purpose. Pan Jit products are not authorized for use in life support devices or systems. Pan Jit does not convey any license under its patent rights or rights of others.